

STOVER®-EQUIVALENT LOCK

Grade C & G

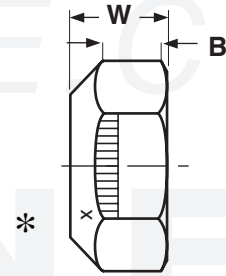
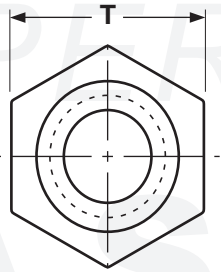


GRADE G FLANGE STYLE LOCK NUTS								RB&W Corp
Nominal Size in Inches	F			B	H		A	K
	Width Across Flats			Flange Diameter	Overall Thickness		Hex Height	Flange Thickness
	Nom	Max	Min	Max	Max	Min	Min	Min
1/4	7/16	0.4385	0.428	0.560	0.300	0.265	0.140	0.04
5/16	1/2	0.5020	0.489	0.680	0.365	0.320	0.170	0.05
3/8	9/16	0.5645	0.551	0.810	0.425	0.420	0.200	0.06
7/16	11/16	0.6895	0.675	0.930	0.495	0.482	0.230	0.07
1/2	3/4	0.7520	0.736	1.070	0.555	0.550	0.260	0.08
5/8	15/16	0.9395	0.922	1.330	0.690	0.685	0.320	0.10
3/4	1-1/8	1.1270	1.088	1.585	0.825	0.810	0.380	0.11

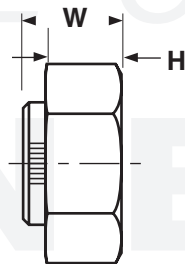
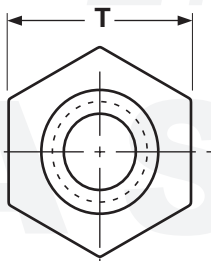
Description	<p><i>Grade-C Automation Lock Nut:</i> An all-metal, one-piece hex nut which derives its prevailing torque characteristics from controlled distortion of its top threads from their normal helical form to a more elliptical shape.</p> <p><i>Grade-G Flange Style Automation Lock Nut:</i> Similar to Grade-C but with a flange on the bottom side of the nut.</p>
Applications/ Advantages	<p><i>Grade-C:</i> These nuts are reusable and can withstand temperatures of up to 450°F. Can withstand severe vibration and shock loads. Frequently used in farm machinery, plus the automotive and related metalworking industries.</p> <p><i>Grade-G:</i> Has a lower, more uniform bearing stress to clamp force ratio. This style reduces inventory (by eliminating a washer) and in-place cost. It is designed to be used specifically, but not exclusively, with grade-8 frame bolts.</p>
Material	C1022 - 1045 steel.
Heat Treatment	Nuts are heat treated to the austenitizing temperature of the material of which the nut is made, quenched in a proper medium to obtain a predominately martensitic microstructure, and tempered to the specified hardness.
Hardness	<p>1/4 through 5/8 in.: Rockwell C24 - C32</p> <p>3/4 through 1 in.: Rockwell C26 - C34</p> <p>1-1/8 through 2 in.: Rockwell C26 - C36</p>
Proof Load	150,000 psi.
Plating	See Appendix-A for plating information.

*Product standards require all grade-marked nuts 1/4" diameter and larger to have a raised or depressed insignia identifying its manufacturer. "X" represents one location such a marking may appear.

Grade C **STOVER®-EQUIVALENT LOCK**



GRADE C AUTOMATION STYLE LOCK NUTS							RB&W Corp.
Nominal Size in Inches	T			W		B	
	Width Across Flats			Overall Thickness		Hex Height	
	Nom	Max	Min	Max	Min	Min	
1/4	7/16	0.4385	0.428	0.226	0.212	0.145	
5/16	1/2	0.5020	0.489	0.273	0.258	0.166	
3/8	9/16	0.5645	0.551	0.337	0.320	0.198	
7/16	11/16	0.6895	0.675	0.385	0.365	0.223	
1/2	3/4	0.7520	0.736	0.448	0.427	0.262	
9/16	7/8	0.8770	0.861	0.496	0.473	0.286	
5/8	15/16	0.9395	0.922	0.559	0.535	0.329	
3/4	1-1/8	1.1270	1.088	0.665	0.617	0.382	
7/8	1-5/16	1.3145	1.2690	0.776	0.724	0.450	
1	1-1/2	1.5020	1.4500	0.887	0.831	0.513	



GRADE C HEX COLLAR LOCK NUTS							RB&W Corp.
Nominal Size in Inches	T		W		H		
	Width Across Flats		Overall Thickness		Hex Height		
	Max	Min	Max	Min	Max	Min	
1-1/8	1.688	1.631	0.999	0.939	0.657	0.636	
1-1/4	1.875	1.812	1.094	1.030	0.719	0.698	
1-3/8	2.062	1.994	1.206	1.138	0.793	0.771	
1-1/2	2.250	2.175	1.317	1.245	0.865	0.843	
1-3/4	2.625	2.538	1.540	1.460	1.012	0.989	
2	3.000	2.900	1.763	1.675	1.158	1.134	

*Product standards require all grade-marked nuts 1/4" diameter and larger to have a raised or depressed insignia identifying its manufacturer. "X" represents one location such a marking may appear.