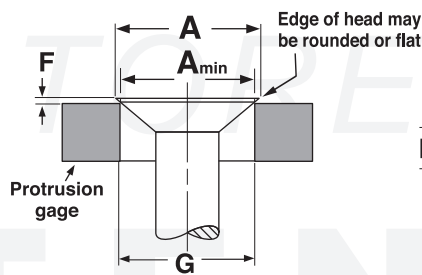
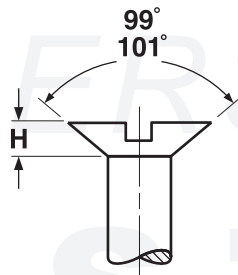
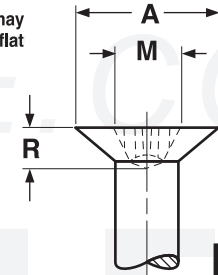


**100° Flat Combo Truss HEAD DIMENSIONS**

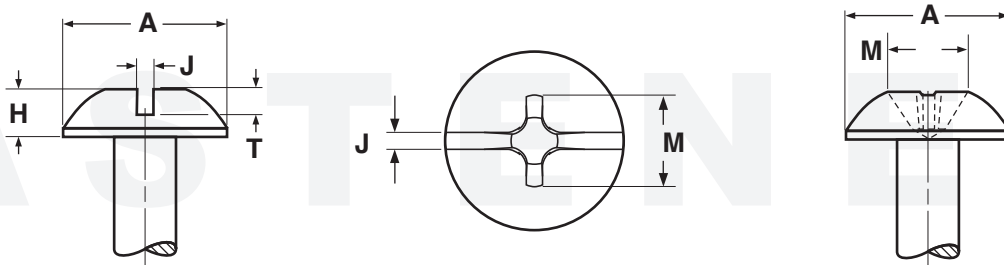
Slotted



Phillips



FLAT HEAD 100° FOR MACHINE SCREWS														ASME B18.6.3-2013		
Nominal Size	A		H		J		T		M		R		F		G	Phillips Driver Size
	Head Dimensions				Slot Dimensions				Recess Dimensions				Protrusion Above Gaging Diameter		Gaging Diameter	
	Diameter		Height		Width		Depth		Diam.	Penetration Gaging Depth		Max	Min			
	Max	Min	Max	Min	Max	Min	Max	Min	Ref	Max	Min					
0	.112	.095	.026	.019	.023	.016	.013	.008	.054	.035	.019	.020	.012	.074	0	
2	.162	.142	.037	.029	.031	.023	.019	.012	.088	.056	.040	.022	.014	.121	1	
4	.212	.188	.049	.039	.039	.031	.024	.017	.110	.078	.062	.025	.016	.167	1	
6	.262	.235	.060	.049	.048	.039	.030	.022	.148	.086	.063	.028	.017	.214	2	
8	.312	.282	.072	.060	.054	.045	.036	.027	.162	.101	.078	.031	.019	.261	2	
10	.362	.329	.083	.070	.060	.050	.042	.031	.178	.116	.093	.034	.021	.307	2	
12	.438	.375	.095	.080	-	-	.050	.039	-	-	-	.037	.023	-	3	
1/4	.477	.437	.110	.094	.075	.064	.055	.042	.240	.135	.112	.040	.025	.415	3	
5/16	.597	.550	.138	.118	.084	.072	.069	.053	.310	.168	.146	.047	.030	.526	4	
3/8	.717	.662	.165	.143	.094	.081	.083	.065	.335	.193	.171	.053	.034	.638	4	



COMBINATION DRIVE TRUSS HEADS FOR MACHINE SCREWS												ASME B 18.6.3-2013	
Nominal Size	A		H		J		T		M	Recess Penetration Gaging Depth		Phillips Driver Size	
	Head Diameter		Height of Head		Width of Slot		Depth of Slot		Recess Diameter	Max	Min		
	Max	Min	Max	Min	Max	Min	Max	Min	Ref				
4	.257	.241	.069	.059	.039	.031	.040	.027	.105	.062	.044	1	
6	.321	.303	.086	.074	.048	.039	.050	.033	.151	.073	.048	2	
8	.384	.364	.102	.088	.054	.045	.058	.040	.166	.088	.063	2	
10	.448	.425	.118	.103	.060	.050	.068	.048	.181	.104	.079	2	
12	.511	.487	.134	.118	.067	.056	.077	.055	.241	.111	.086	3	
1/4	.573	.546	.150	.133	.075	.064	.087	.063	.256	.126	.101	3	