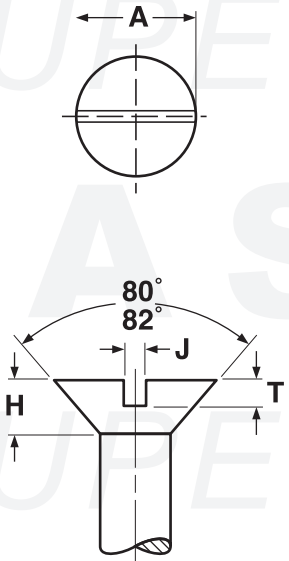
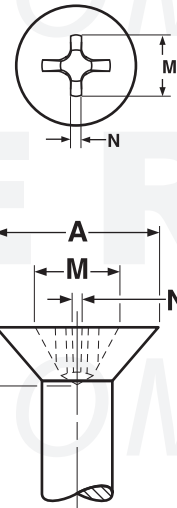
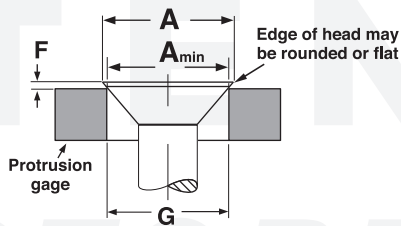


**82° Flat HEAD DIMENSIONS**



**Slotted**



**Phillips**

FLAT HEADS FOR SELF-TAPPING SCREWS																	ASME B18.6.3— 2013
Nominal Size	These Lengths or Shorter are Undercut		A		H		J		T		M	R	N	F		G	Phillips Driver Size
			Head Dimensions				Slot Dimensions				Phillips Dimensions			Protrusion Above Gaging Diameter		Gaging Diameter	
			Diameter		Height		Width		Depth		Diam.	Depth	Width				
	Types A & AB	Other Types	Max	Min	Max	Min	Max	Min	Max	Min	Ref	Ref	Ref	Max	Min		
0	3/16	1/8	.112	.096	.035	.026	.023	.016	.015	.010	.062	.035	.014	.026	.016	.078	0
1	3/16	5/32	.137	.120	.043	.033	.026	.019	.019	.012	.070	.043	.015	.028	.016	.101	0
2	3/16	3/16	.162	.144	.051	.040	.031	.023	.023	.015	.096	.055	.017	.029	.017	.124	1
3	7/32	7/32	.187	.167	.061	.047	.035	.027	.027	.017	.100	.060	.018	.031	.018	.148	1
4	1/4	1/4	.212	.191	.067	.055	.039	.031	.030	.020	.122	.081	.018	.032	.019	.172	1
5	1/4	1/4	.237	.215	.075	.062	.043	.035	.034	.022	.148	.074	.027	.034	.020	.196	2
6	5/16	5/16	.262	.238	.083	.069	.048	.039	.038	.024	.168	.094	.029	.036	.021	.220	2
7	3/8	3/8	.287	.262	.091	.076	.048	.039	.041	.027	.176	.102	.030	.037	.022	.243	2
8	7/16	7/16	.312	.285	.100	.084	.054	.045	.045	.029	.182	.110	.030	.039	.023	.267	2
10	1/2	1/2	.362	.333	.116	.098	.060	.050	.053	.034	.198	.124	.032	.042	.025	.313	2
12	9/16	9/16	.412	.380	.132	.112	.067	.056	.060	.039	.262	.144	.035	.045	.027	.362	3
14	5/8	-	.462	.427	.148	.126	.075	.064	.068	.044	.276	.160	.036	.049	.029	.410	3
1/4	5/8	5/8	.477	.442	.153	.131	.075	.064	.070	.046	.276	.160	.036	.050	.029	.424	3
5/16	13/16	5/8	.597	.556	.191	.165	.084	.072	.088	.058	.358	.205	.061	.057	.034	.539	4
3/8	-	5/8	.717	.670	.230	.200	.094	.081	.106	.070	.386	.234	.065	.065	.039	.653	4
1/2	-	3/4	.815	.765	.223	.186	.106	.091	.103	.065	.418	.265	.069	.081	.049	.739	4