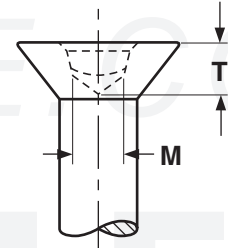
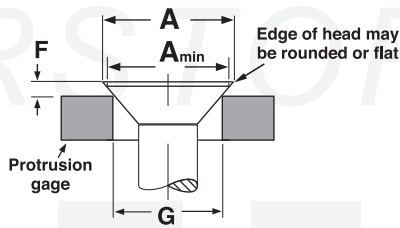
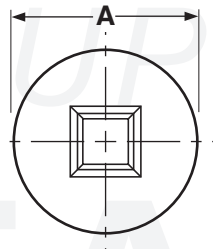
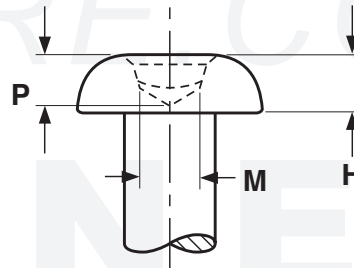
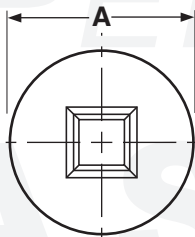


**HEAD DIMENSIONS** Square; Flat & Pan



SQUARE RECESS FLAT HEADS											ASME B18.6.3—2013
Nominal Size or Basic Screw Diameter		A		M		F		G	T		Driver Size
		Head Diameter		Recess Across the Flats		Protrusion Above Gaging Diameter		Gaging Diameter	Recess Penetration Gaging Depth		
		Max	Min	Ref	Max	Min	Max		Min		
4	.1120	.212	.191	.070	.032	.019	0.172	.038	.028	0	
6	.1380	.262	.238	.091	.036	.021	0.220	.055	.040	1S	
8	.1640	.312	.285	.112	.039	.023	0.267	.063	.048	2S	
10	.1900	.362	.333	.112	.042	.025	0.313	.075	.060	2R	
12	.2160	.412	.380	.133	.045	.027	0.362	.095	.080	3R	
14	.2420	.462	.427	.133	.050	.029	0.410	.095	.080	3R	
1/4	.2500	.477	.442	.133	.050	.029	0.424	.095	.080	3R	
5/16	.3125	.597	.556	.191	.057	.034	0.539	.100	.085	4R	

This type of recess has a square center opening, slightly tapered side walls and a conical bottom.



SQUARE RECESS PAN HEADS FOR SELF-TAPPING SCREWS											ASME B18.6.3—2013
Nominal Size or Basic Screw Diameter		A		H		M	Driver Size	P			
		Head Diameter		Head Height		Recess Across Flats		Penetrating Gauging Depth			
		Max	Min	Max	Min	Ref		Max	Min		
2	.0860	.167	.155	.062	.053	.050	00	.033	.028		
4	.1120	.219	.205	.080	.070	.070	0	.038	.028		
6	.1380	.270	.256	.097	.087	.091	1R	.065	.050		
8	.1640	.322	.306	.115	.105	.112	2R	.075	.060		
10	.1900	.373	.357	.133	.122	.112	2R	.075	.060		
12	.2160	.425	.407	.151	.139	.133	3R	.095	.080		
14	.2420	.476	.457	.169	.156	.133	3R	.095	.080		
1/4	.2500	.492	.473	.175	.162	.133	3R	.095	.085		

This type of recess has a square center opening, slightly tapered side walls and a conical bottom.